

NHS Gloucestershire ICB


Diversity Information



Gloucestershire

Gender

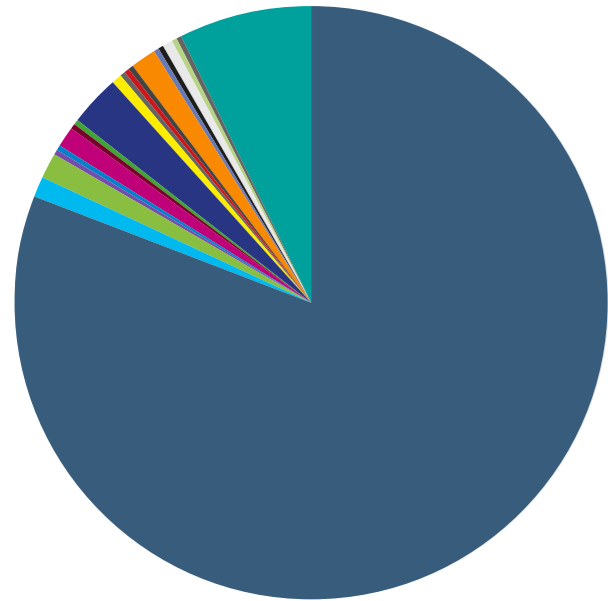
30 June 2022



7 March 2023



Ethnicity groups



30 June 2022

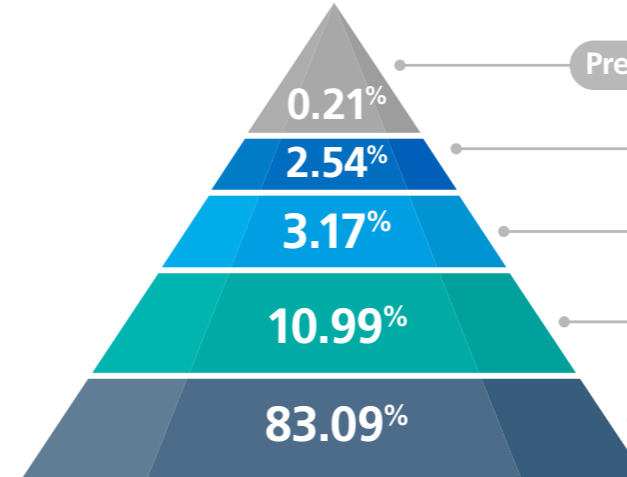
- A White - British **80.97%**
- B White - Irish **1.06%**
- C White - Any other White background **1.48%**
- CA White English **0.21%**
- CC White Welsh **0.21%**
- CP White Polish **0.21%**
- D Mixed - White & Black Caribbean **0.85%**
- F Mixed - White & Asian **0.42%**
- G Mixed - Any other mixed background **0.21%**
- H Asian or Asian British - Indian **2.96%**
- J Asian or Asian British - Pakistani **0.42%**
- K Asian or Asian British - Bangladeshi **0.21%**
- L Asian or Asian British - Any other Asian background **0.42%**
- LH Asian British **0.21%**
- M Black or Black British - Caribbean **1.27%**
- N Black or Black British - African **0.42%**
- PD Black British **0.21%**
- R Chinese **0.63%**
- S Any Other Ethnic Group **0.21%**
- Unspecified **0.21%**
- Z Not Stated **7.19%**

7 March 2023

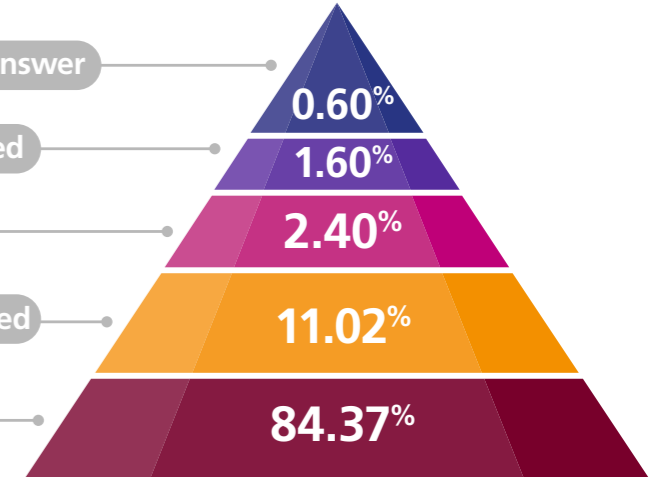
- A White - British **80.76%**
- B White - Irish **1.00%**
- C White - Any other White background **1.60%**
- C3 White Unspecified **0.20%**
- CA White English **0.80%**
- CC White Welsh **0.20%**
- CK White Italian **0.20%**
- CP White Polish **0.20%**
- CV White Serbian **0.20%**
- D Mixed - White & Black Caribbean **0.80%**
- F Mixed - White & Asian **0.20%**
- G Mixed - Any other mixed background **0.20%**
- H Asian or Asian British - Indian **3.01%**
- J Asian or Asian British - Pakistani **0.20%**
- K Asian or Asian British - Bangladeshi **0.60%**
- L Asian or Asian British - Any other Asian background **0.60%**
- M Black or Black British - Caribbean **80.0%**
- N Black or Black British - African **0.60%**
- R Chinese **0.60%**
- S Any Other Ethnic Group **0.20%**
- SE Other Specified **0.20%**
- Unspecified **0.20%**
- Z Not Stated **6.61%**

Disability

30 June 2022

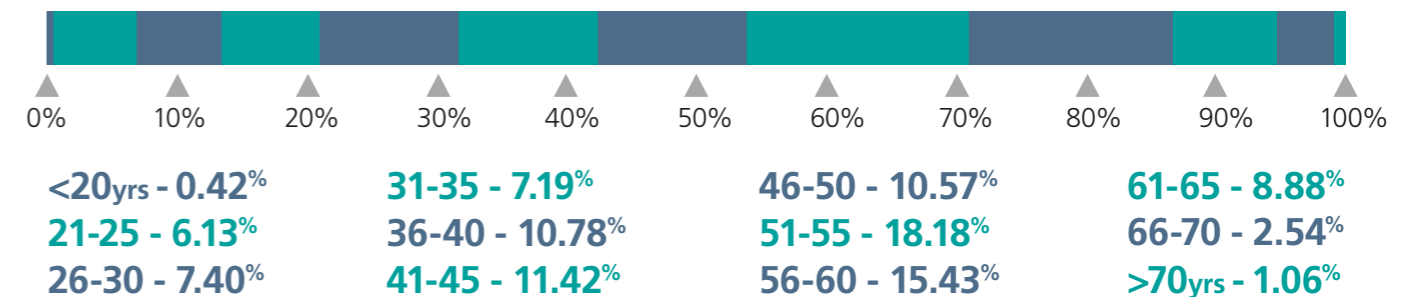


7 March 2023



Age groups

30 June 2022



7 March 2023

